

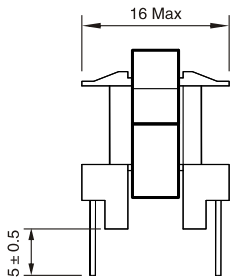
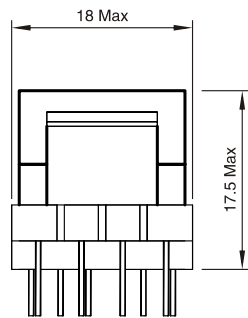
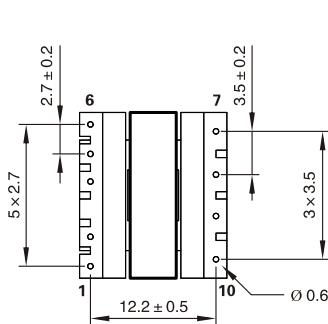
Features

- Primary / Secondary Insulation $\geq 4000V$
- Primary / Auxiliary Insulation $\geq 1500V$
- Creepage distances Primary / secondary $\geq 6mm$

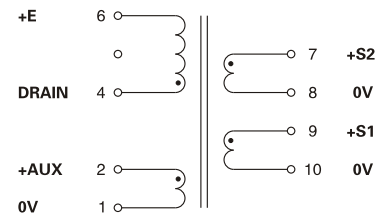
Applications

- AC-DC converters
- DC-DC converters
- Switch Power supplies
- SMPS: Flyback
- SMPS: Half Bridge and Full Bridge

Physical Characteristics (Unit:mm)



Schematic



Pin 3 Removed
PCB Hole Diameter=1.1mm

Electrical Characteristics

Part Number	Output Power max	Windings					Inductance (±10%)	Ambient Temperature	
			Pins	Turns	Voltage	Current (max)			
E1611	74014	12W	Pri	4-6	120	70 - 140 (VOR)	0.5 Apeak	1800 uH	<50°C
			Aux	2-1	14	9 - 18 Vdc	0.2 Adc		
			S1	9-10	27	15 - 30 Vdc	0.4 Adc		
			S2	7-8	27	15 - 30 Vdc	0.4 Adc		