



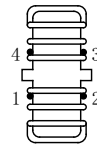
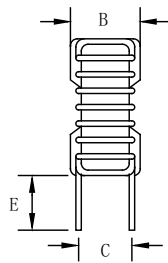
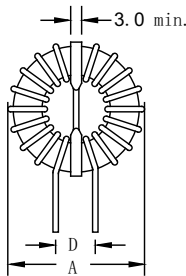
Features

- Reduce conductive EMI emission
- High impedance at low frequency
- Coil wound on UL 94V-0 rated plastic cased ferrite core
- Cross to Miller / Bourns 7100 series
- Custom designs available

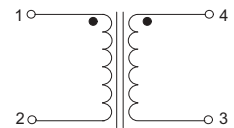
Electrical

- Dielectric strength 3750Vrms
- Operating temp range: -55°C to +125°C
- Test Frequency: 1Khz

► Dimensions & Configurations (Unit:mm)



Schematic



Type	A (Max.)	B (Max.)	C (Nom.)	D (Nom.)	E (Min.)
CMC1511	15.25	11.43	10.16	5.08	12.7
CMC2014	20.32	13.97	12.70	7.62	12.7
CMC3020	30.48	20.32	17.78	10.16	12.7

► Electrical Characteristics For CMC1511/2041/3020 Series

Part Number	Inductance [mH] (Min.)	Rated Current [A] (Max.)	DCR [Ω] (Max.)	Wire Diam [mm] (Nom.)
CMC1511-R51-1A	0.51	1	0.040	0.41
CMC1511-R85-1A	0.85	1	0.060	0.41
CMC1511-1R7-1A	1.70	1	0.070	0.41
CMC1511-2R5-1A	2.55	1	0.100	0.41
CMC1511-4R2-1A	4.25	1	0.125	0.41
CMC1511-R51-2A	0.51	2	0.030	0.51
CMC1511-R85-2A	0.85	2	0.040	0.51
CMC1511-1R7-2A	1.70	2	0.060	0.51
CMC1511-2R5-2A	2.55	2	0.075	0.51
CMC1511-R51-3A	0.51	3	0.020	0.58
CMC1511-R85-3A	0.85	3	0.030	0.58
CMC2041-R85-2A	0.85	2	0.050	0.58
CMC2041-1R7-2A	1.70	2	0.075	0.58
CMC2041-2R5-2A	2.55	2	0.085	0.58
CMC2041-4R2-2A	4.25	2	0.110	0.58
CMC2041-6R8-2A	6.80	2	0.200	0.58
CMC2041-R85-5A	0.85	5	0.035	0.58
CMC3020-1R7-5A	1.70	5	0.040	0.76
CMC3020-4R2-4A	4.25	4	0.046	0.76
CMC3020-6R8-4A	6.80	4	0.060	0.76
CMC3020-42R-2A	42.50	2	0.200	0.58
CMC3020-25R-4A	25.50	4	0.130	0.76
CMC3020-9R3-5A	9.35	5	0.072	0.91
CMC3020-2R5-10A	2.55	10	0.020	1.17