

Power Line Chokes - UT2413 Series

Current-compensated Frame core double chokes

Meisongbei



Features

- High inductance with low DCR
- Low height (13.5mm)
- High pulse-handling capability
- Very small stray inductance / rated current ratio

Application

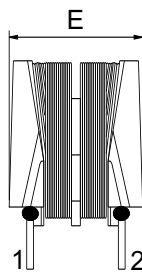
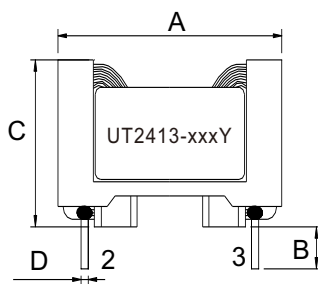
- Suppression of common mode and differential mode interferences
- Electronics ballasts for lamps
- Switch-mode power applications

General Specifications

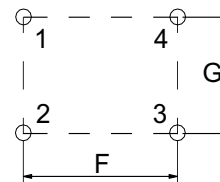
- Storage temp range: -40°C to +85°C
- Operating temp range: -40°C to +125°C



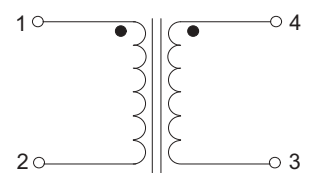
► Dimensions & Configurations (Unit:mm)



Recommended Layout



Schematic



Type	A	B	C	D	E	F	G
UT2413	24.5 max	3.5±0.5	13.5 max	0.7 ± 0.1	14.5 max	18.75 ± 0.5	10.0 ± 0.5

► Electrical Characteristics For UT2413 Series

Part Number	Inductance [mH] (+50%-30%)	Lstray Typ. [uH]	DCR(Typ.) [mΩ]	Rated Current [A] (Max.)
UT2413-602Y	6	120	220	2.40
UT2413-103Y	10	204	291	1.60
UT2413-153Y	15	291	432	1.30
UT2413-273Y	27	520	771	0.90
UT2413-393Y	39	761	1100	0.80
UT2413-473Y	47	924	1261	0.70
UT2413-683Y	68	1346	1974	0.60
UT2413-104Y	100	1937	2931	0.45

- Inductance tested at 10kHz, 0.0Adc
- Rated voltage: 250VAC (50/60Hz)
- Hi-pot: 2000VAC